

THE REPORTS	
<p>Roll-Up & Trending by cost center and location</p> <hr/>	<p>Converts <u>disparate carrier billing information</u> into highly intuitive <u>cost center reporting</u> by month and service type.</p>
<p>Roll-Up & Trending by vendor and service type</p> <hr/>	<p>Converts carrier billing information into <u>vendor spend reporting</u> by month and service type.</p>
<p>Invoice Variance</p> <hr/>	<p>Compares <u>current bills to contract rates</u>, indicating all variances.</p>
<p>Call Analysis</p> <hr/>	<p>Converts Call Detail Records into call usage analysis to <u>track potential employee abuse</u> and errant carrier metering.</p>

ROLL-UP & TRENDING

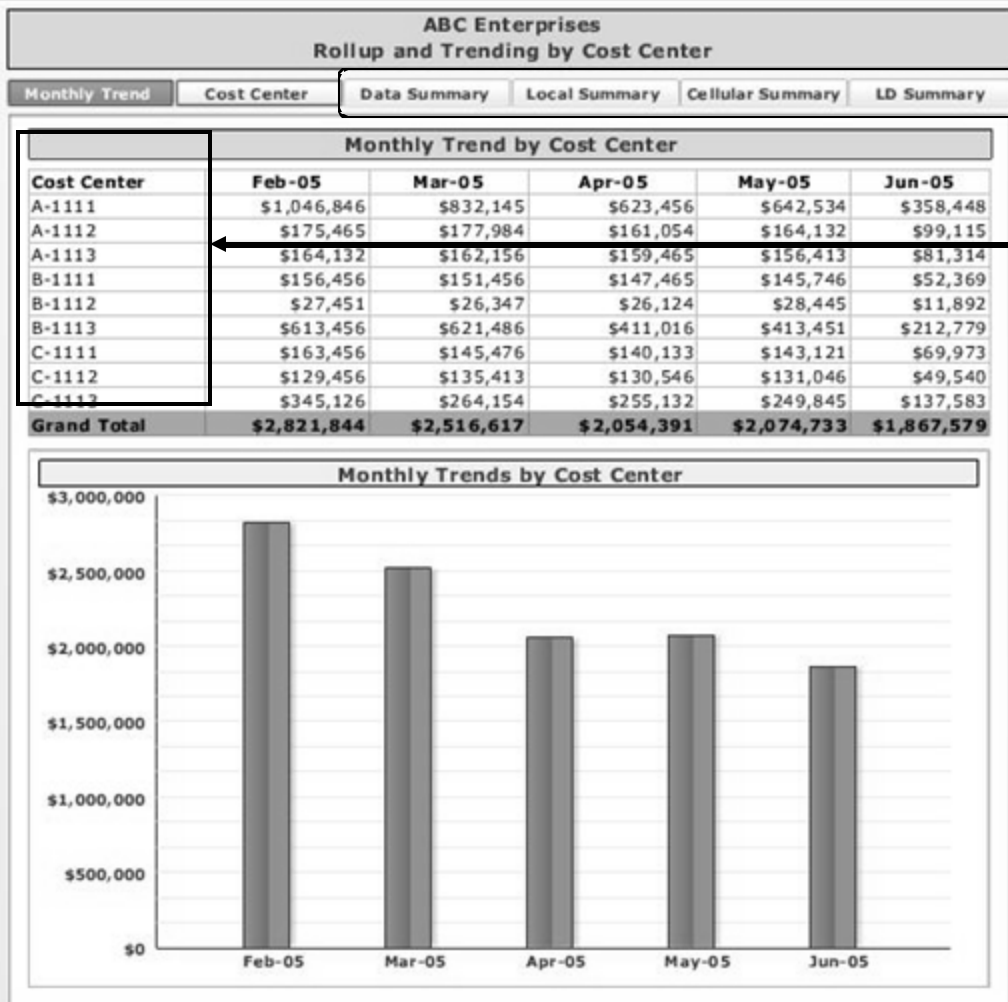
by Cost Center or Location



.... of telecom expenses by service type.

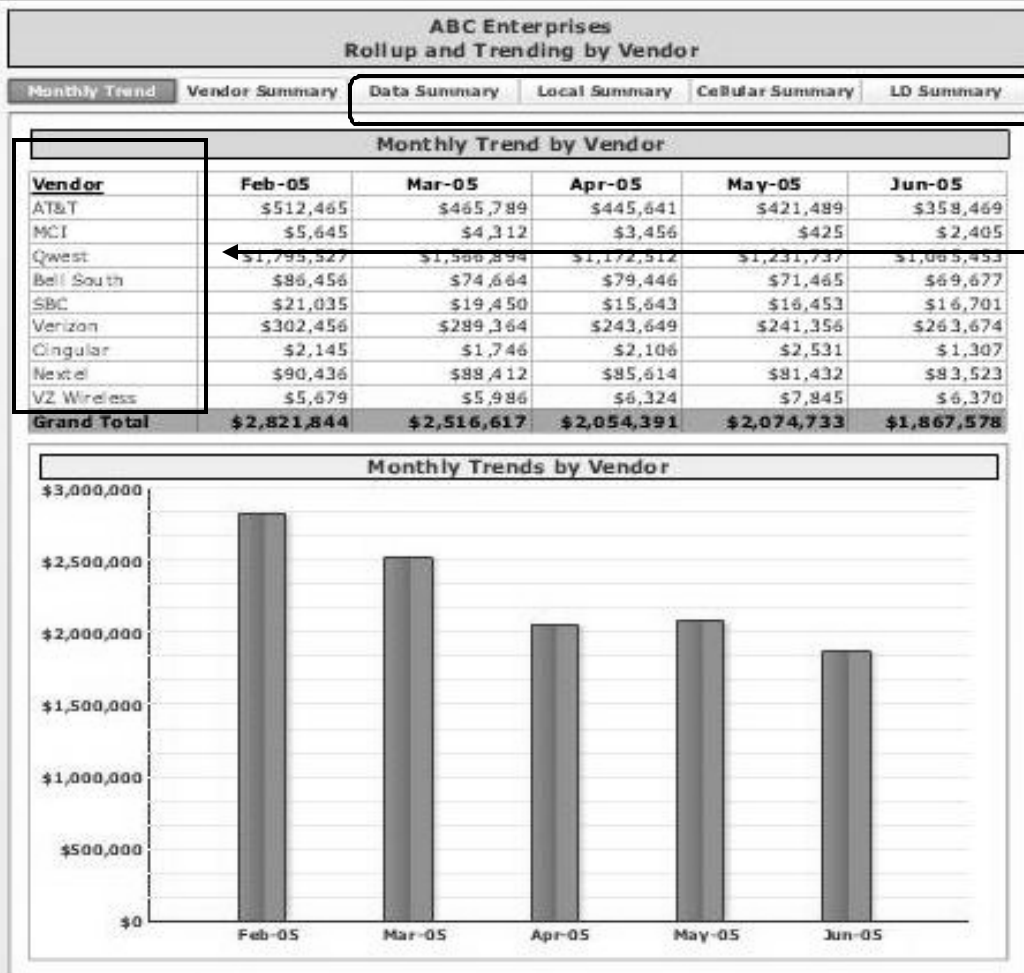
A monthly roll up to your pre-defined cost centers and/or locations...

Includes trending for month over month variances displayed as data and interactive bar charts.



ROLL-UP & TRENDING

by Vendor and Service Type



.... of telecom expenses by service type.

A monthly roll up to your pre-defined vendors...

Includes trending for month over month variances displayed as data and interactive bar charts.

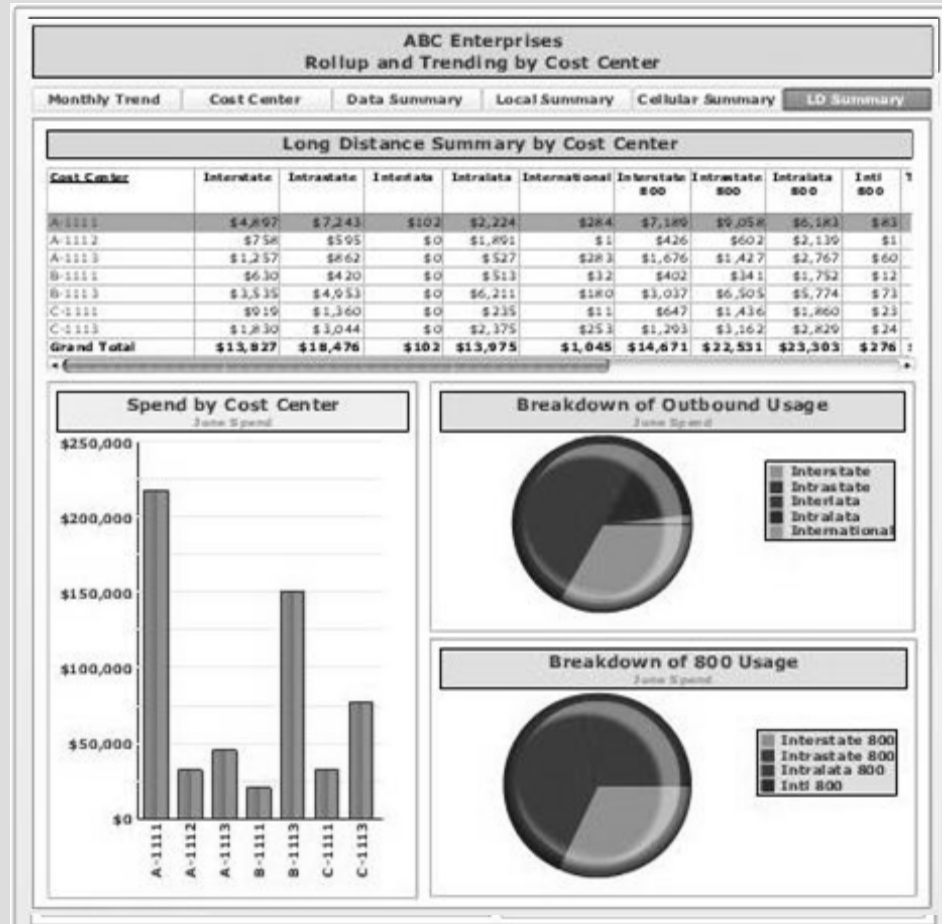
ROLL-UP & TRENDING

By Cost Center and By Vendor



Both Roll-Up Reports, (by Cost Center and by Vendor) feature graphical, self-navigating spreadsheets by Service Type.

- Data Summary Report
- Local Summary Report
- Cellular Summary Report
- Long Distance Report



DATA SUMMARY REPORT

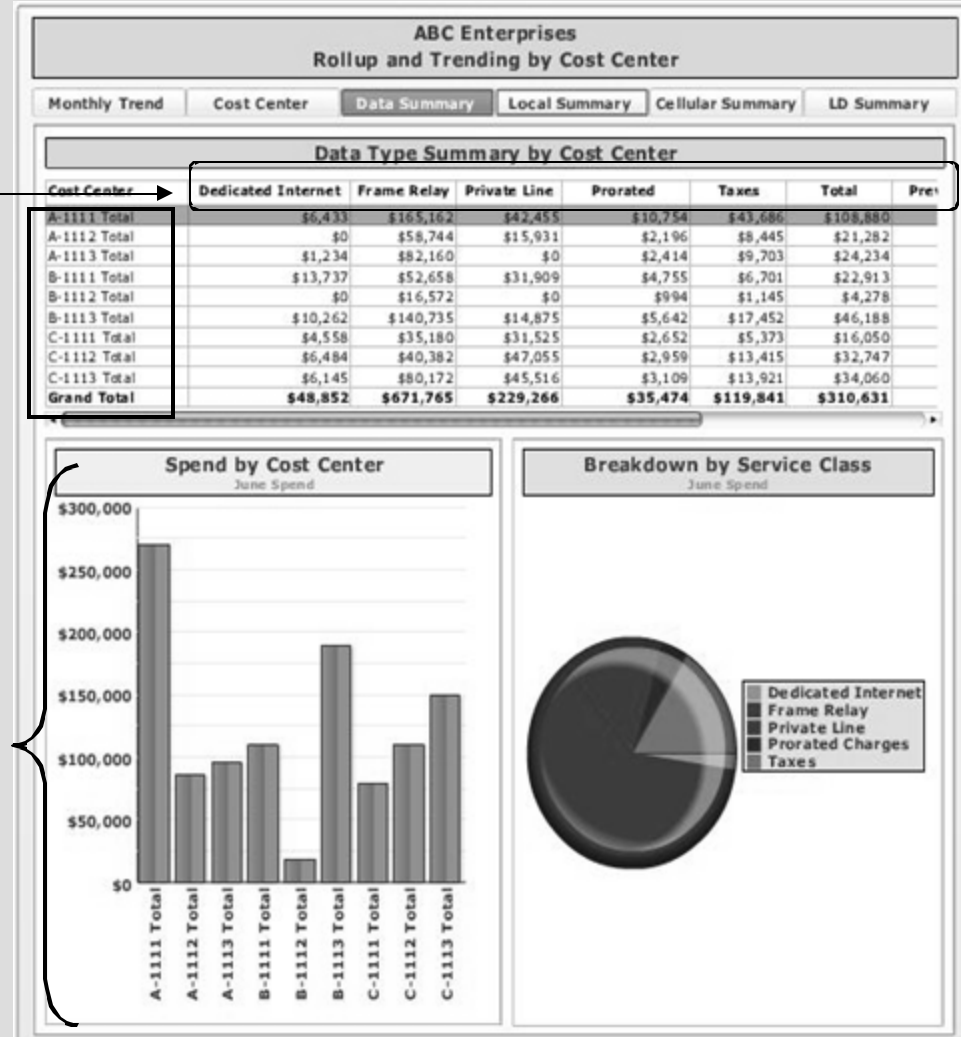
The Data Summary Report captures disparate service cost details from your various invoices and bill-portals.

Rolling up expenses to cost centers and/or vendors

Costs Captured.

- Internet
- Private Line
- DSL
- Frame Relay
- 1MBs
- MPLS
- Wire Maintenance
- Set-Up Charges
- Taxes

Includes bar and pie charts to show spend by Cost Center and Service Class.



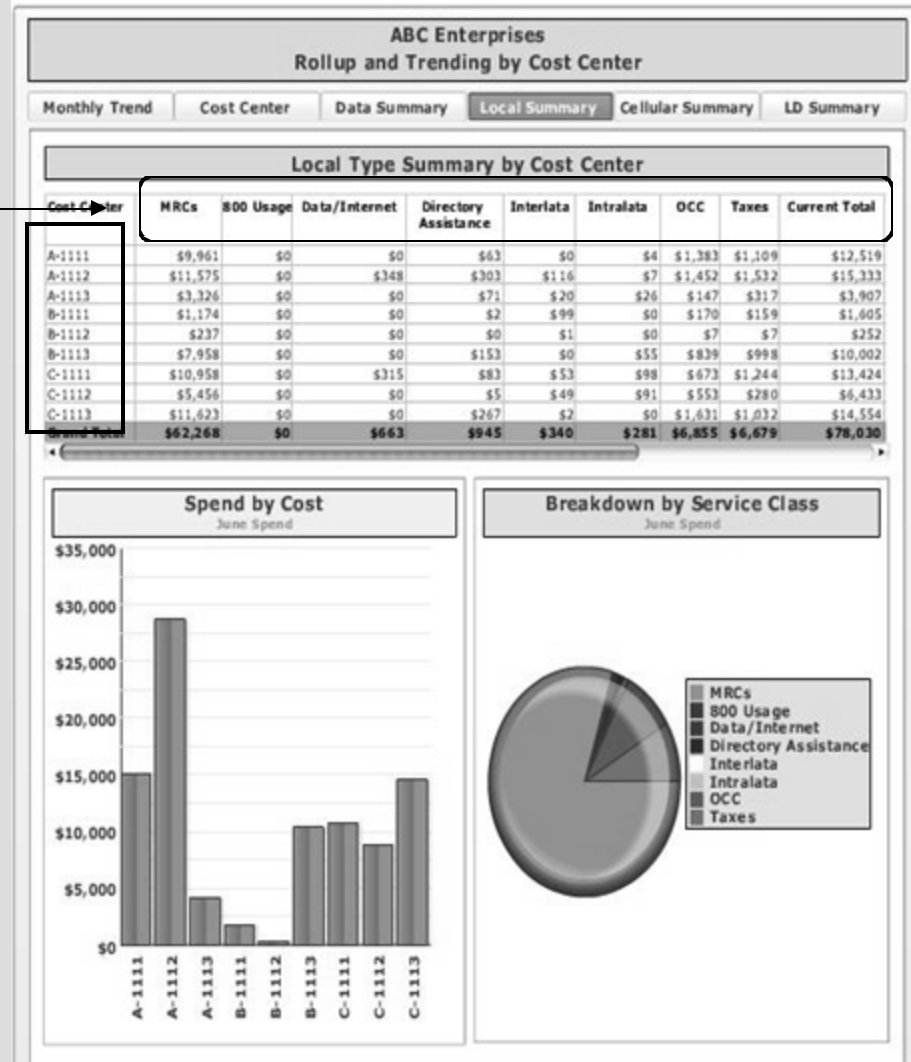
LOCAL SUMMARY REPORT

A Summary Report Capturing Local Costs.

Rolling up expenses to client cost centers, locations, or vendors.

Costs Captured.

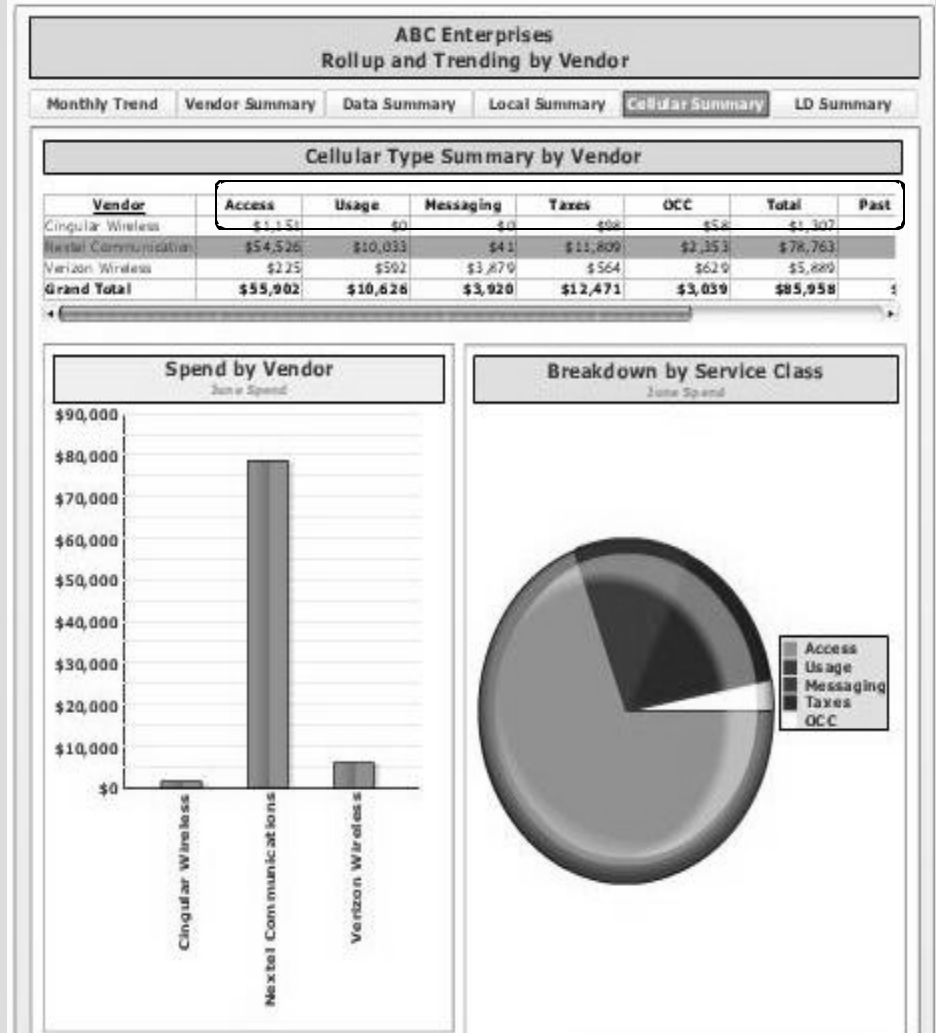
- *MRC's*
- *800 Service*
- *Data/Internet*
- *Directory Assistance*
- *Interlata*
- *Intralata*
- *OCC*
- *Voice T1's*
- *Local Loops*
- *ISDN*



CELLULAR SUMMARY REPORT

Cellular Costs Captured.

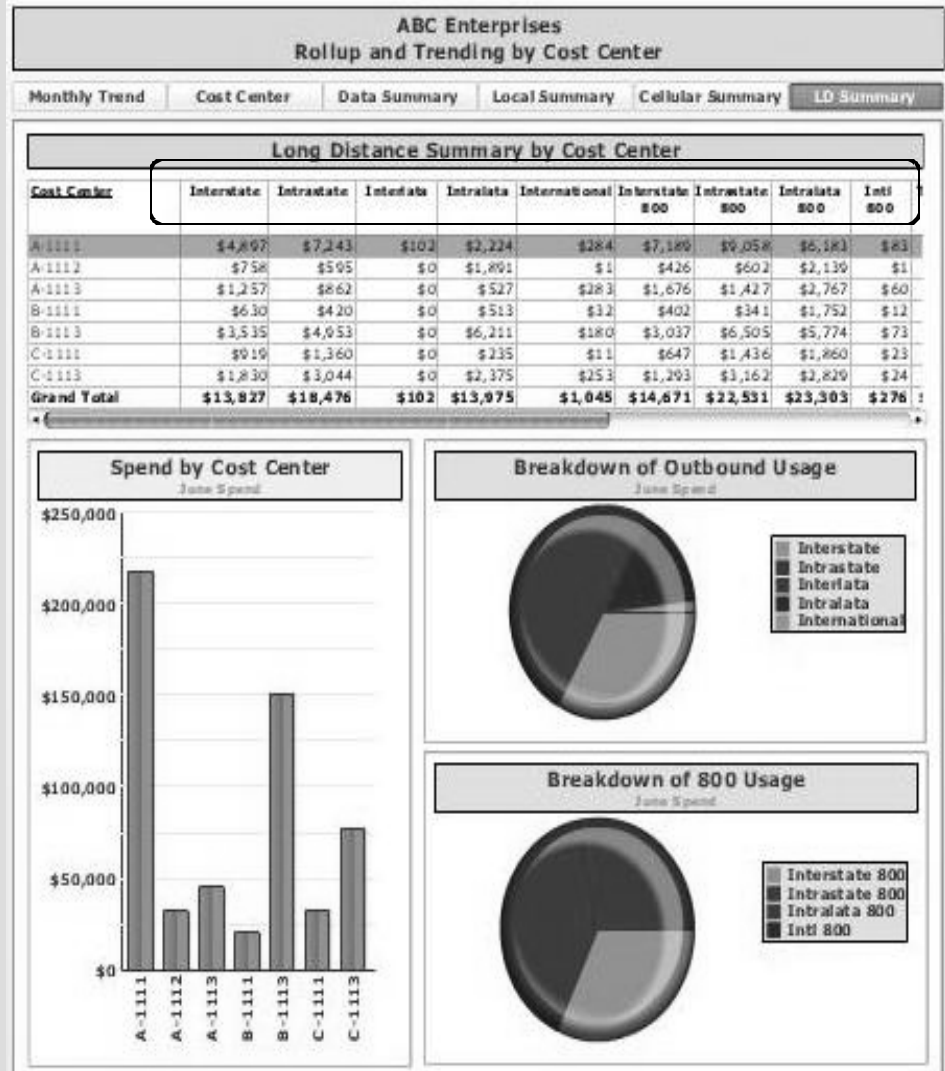
- Ring Tones
- OCC
- Taxes
- Surcharges
- Minutes
- Late Fees
- Usage
- Plans
- Messaging
- 411 Fees
- Voicemail



LONG-DISTANCE SUMMARY

Long-Distance Costs Captured.

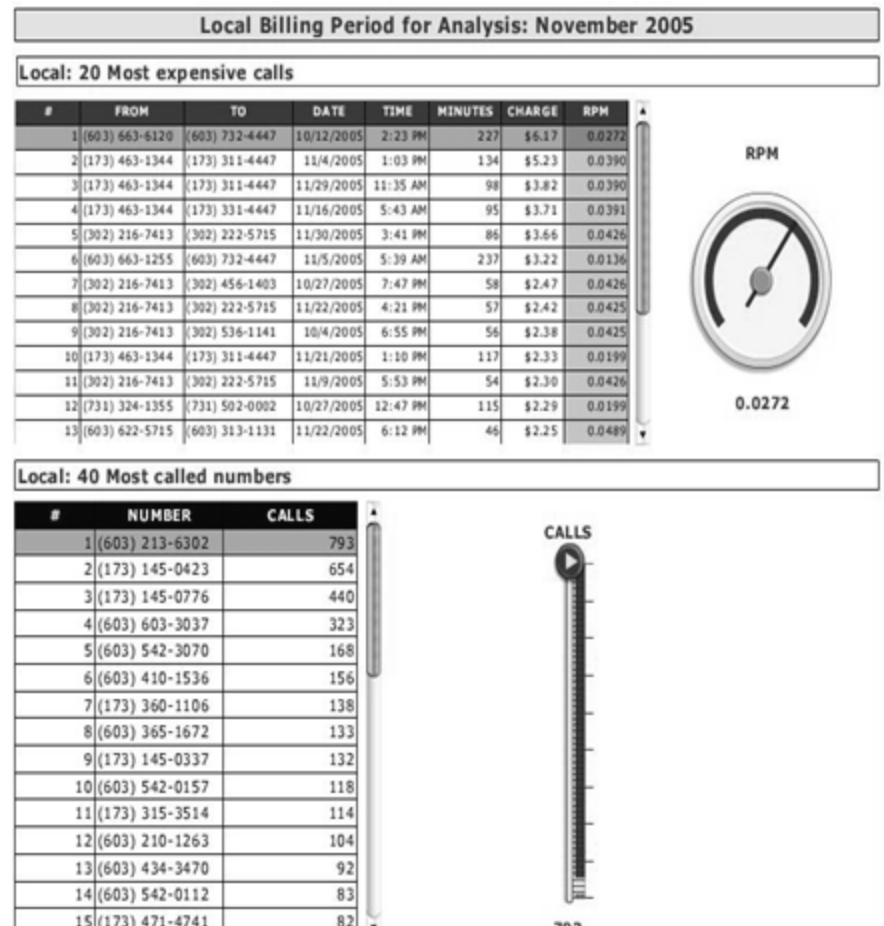
- Interstate
- International
- Interlata
- 800 Service
- Faxing
- Dedicated
- Switched
- Audio Conferencing
- Collect Calls



Call Analysis Reports take various call types - local, long-distance, cellular and international and flag high costs.

- FLAGS highest rates
- FLAGS most expensive calls
- FLAGS most frequently called numbers

Enables management to deal with employee misuse or to find opportunities to renegotiate with vendors.



INVOICE VARIANCE



The Invoice Variance Report checks monthly invoices against contract and customer service records to ensure proper payments.

- Instances of overpayment are highlighted and presented in an intuitive format.
- Enables efficient dispute follow up with telecom vendors through variance flags and cross referencing of pertinent documents.

Invoice Variance Report									
Company: ABC Enterprises, Inc.			Billing Period: 12/10/2005-11/11/2005						
Contact: Mr. Allan Donald			Manager: Mohan Sathe						
Address: P.O. Box 12345			Phone: 646536-3703						
Phone: 1 (800) 800-8888			Fax: 646619-4452						
Fax: (800) 800-9999			Email Address: mohan.sathe@qsqtelco.com						
Service: SBC Voice Local and LD			Analyst: Maggie						
251456-9900	Current Bill			Current Contract Rates			Variance		
	Quantity	Each	Amount	Quantity	Each	Amount	This Month	%	Annualized
MRCs									
Business Line	15	\$40	\$593	15	\$36	\$543	\$50	8%	\$599
Hunting / Rollover Service	8	\$10	\$80	8	\$10	\$80	\$0	0%	\$0
Federal Access Charge	15	\$7	\$107	15	\$7	\$107	\$0	0%	\$0
Call Forwarding	1	\$6	\$6	1	\$6	\$6	\$0	0%	\$0
Call Return	8	\$1	\$11	8	PI	\$0			
Federal Universal Service Charge	15	\$1	\$11	15	\$1	\$12	-\$1	-8%	-\$11
Telecommunications Relay Service	15	\$0	\$2	15	\$0	\$2	\$0	0%	\$0
Usage									
Internet			-\$3			-\$3	\$0	0%	\$0
Local Usage			\$5			\$5	\$0	0%	\$0
LD Switched OB IntraLATA	641	\$0	\$46	641	\$0	\$38	\$7	16%	\$90
LD Switched OB InterState	1266	\$0	\$51	1266	\$0	\$51	\$0	0%	\$0
LD Dedicated Tollfree IB	4491	\$0	\$126	4491	\$0	\$112	\$13	11%	\$160
Others									
Other Charges and Credits			\$4			\$4	\$0	0%	\$0
Emergency 911 Service			\$27			\$27	\$0	0%	\$0
Federal Excise Tax			\$23			\$23	\$0	0%	\$0
State / Local Tax			\$46			\$46	\$0	0%	\$0
Integretal Charges			\$30			\$30	\$0	0%	\$0
Totals			\$1,166			\$1,084	\$70	7%	\$839
Usage Variance due to rate amendments PI provide us contract rates for the Call return feature.									